



Flatliner Wall



Flatliner Wall is an elegant and refined wall-mounted shelving or display unit that highlights the beauty of everyday objects. A sharp silhouette embellishes any space, and a steel structure provides function and strength. Customisable in length, the Flatliner Wall collection imbues every object with a top-shelf quality.

Flatliner Wall

Information

Design

Alexander Lotersztain, 2006

Environment

Indoor

Warranty

5 year structural

Certifications

GECA certified

Materials

Powder coated mild steel.

Finishes

Top



White
Powder Coat



Black
Powder Coat



Custom
Powder Coat

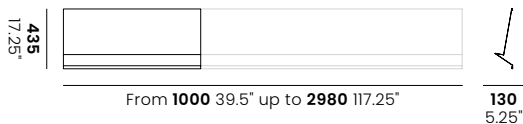
Dimensions

Display Shelf

FLW-01

Includes wall mounting bracket

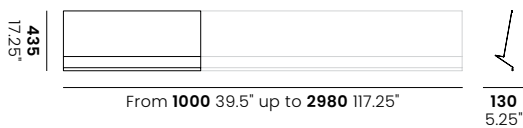
Shelf depth: **60** 2.25"



The Flatliner Wall shelving system has been designed to allow the top edge of each shelving unit to clip onto the bottom edge of another.

FLW-02

No wall mounting bracket included



The FLW-01 and FLW-03 units include a mounting bracket to allow the shelf to hang directly off a wall without requiring the use of another shelf. Use these units as the top shelf in a stacked configuration or if mounting only a single row of shelving.

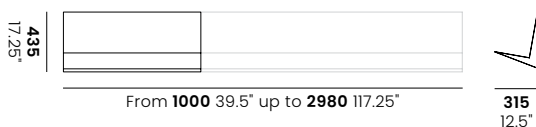
Flatliner Wall can be ordered in any length between 1000mm / 39.5" and 2980mm / 117.25". For assistance in planning a Flatliner Wall to suit your space, please contact us.

Shelf

FLW-03

Includes wall mounting bracket

Shelf depth: **250** 9.75"



FLW-04

No wall mounting bracket included

